

Twelve things for you and your family to remember in ANY situation

1 Anything you say can be used against you.

2 You have the right to remain silent.



3

If you wish to remain silent, say it out loud or show your Know Your Rights card.

Get one on page 13!



4 Always carry U.S. identification and copies of immigration documents.

5 Never carry false documents or documents from another country.

6 Never lie to officers.

7 You have the right to speak with your attorney.

8

Never run in a raid or if you are approached by officers.



9

Never physically fight back if you are being arrested or detained.



10

You have the right to refuse to sign anything before speaking with your attorney.




11

If you are in police custody or detention, do not discuss your immigration information or criminal history with ANYONE other than your attorney.

12


If you are questioned or in a raid, write down what happened in detail as soon as it is safe to do so. Tell your attorney and your support groups right away.




- DO NOT OPEN THE DOOR. Ask for ID (look through a window).
- Officers can only enter with a valid warrant or with your permission.
- Ask to see a warrant. If it is not valid, ask the officers to leave.
- If officers enter (with or without a valid warrant) say you do not consent. Tell them if there are children, elderly or sick people in the house.



- Do not run.
- Before saying anything (including your name) ask, "Am I free to go?"
- If yes, walk away slowly. If no, do not walk away.
- In some states, you must give your name.
- If you are searched, stay calm and say "I do not consent to this search."



- Officers can only enter with a valid warrant or with permission from your employer.
- Have an emergency plan with your co-workers (see p. 18).
- If your employer is not available or has given permission to officers to enter, know who will speak to officers. The person should ask for identification and a warrant.
- If you are searched, stay calm and say, "I do not consent to this search."



- Pull over, turn the car off and put your hands on the steering wheel.
- Follow all instructions, including providing license, registration and insurance. Do not give fake documents.
- If officer searches your car, stay calm and say, "I do not consent to this search."



- Request a phone call to your attorney or other emergency contact.
- Use your Know Your Rights card. Remember your right to remain silent and say you will not sign anything before speaking with your attorney.
- Request a copy of all papers your attorney submits to the judge as part of your case.



- Request a phone call to your attorney or other emergency contact and your consulate.
- Use your Know Your Rights card. Remember your rights to remain silent and to refuse to sign anything before speaking with your attorney.
- Request a copy of all papers in your case.
- Request to be released on bond.